



# KOBE Biomedical Innovation Cluster



Access seven cities  
from Kobe Airport



If you are interested in moving to **Kobe**, go to:

Kobe City Hall 6-5-1 Kano-cho Chuo-ku Kobe 650-8570, JAPAN

☎ **+81-78-322-6341** ✉ **contact@kobe-lsc.jp**

Up-to-date information is  
available online

<https://www.fbri-kobe.org/kbic/english/>

Kobe Biomedical Innovation Cluster

Search

~Accelerating healthcare business~  
**KOBE Biomedical  
Innovation Cluster**  
Business Support Incentive

The City of Kobe started the "Kobe Medical Industry Development Project" as one of the earthquake restoration projects to recover the economy of Kobe which was severely affected by the Great Hanshin-Awaji Earthquake on January 17, 1995. Recognizing anew the "importance of life", Kobe was determined to promote a new industry, protect the lives of citizens and contribute to international society. The city has been engaged in the development of an R&D hub for state-of-the-art biomedical technologies and has promoted the medical industry, one of the grow-

ing industrial fields in the 21st century, by inviting organizations belonging to the industry to the artificial island named "Port Island" through collaborative efforts between industry, academia and government since 1998. Up until now, some 350 cutting-edge research centers, highly specialized hospitals, biomedical companies, and universities have opened their facilities in this area, allowing it to develop into one of the largest biomedical clusters in Japan.

### Cluster for Innovation Creation

Concentration of 350 businesses and organizations

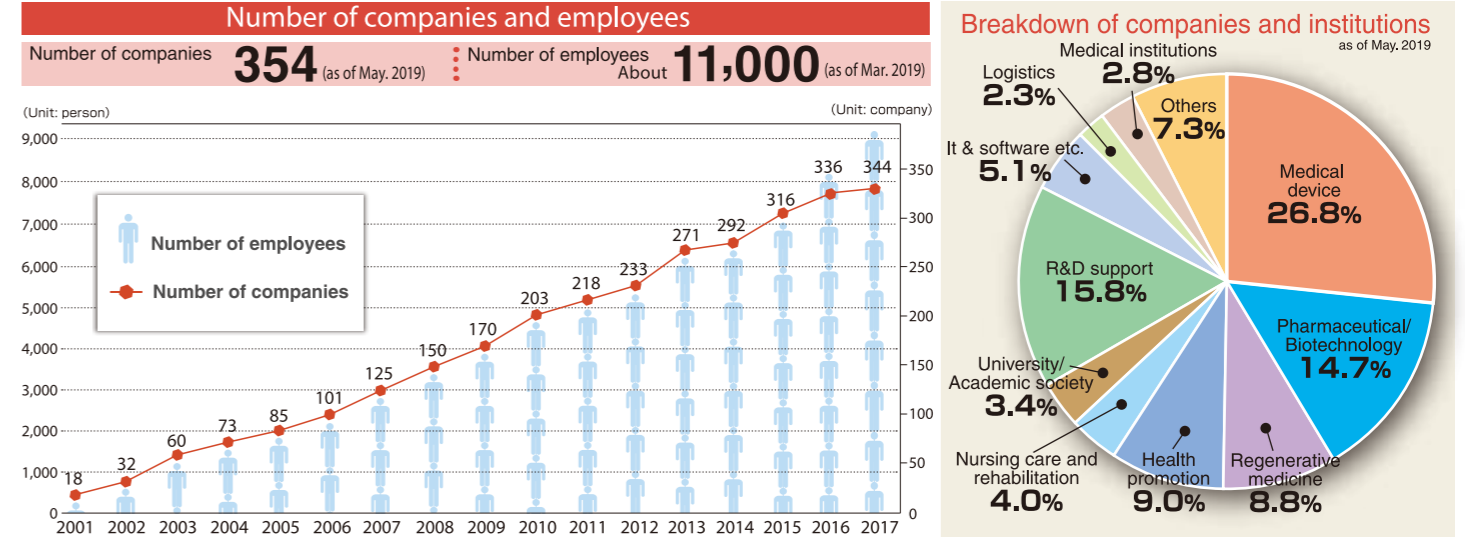
- Concentration of research centers, hospitals, and businesses in a compact area facilitating collaboration and innovation in diverse forms
- Concentration of CROs, CMOs, and animal research facilities responding to diverse R&D needs
- Clinical study-friendly environment thanks to support from the Translational Research Center for Medical Innovation (TRI) and possible collaboration with highly advanced medical institutions (currently eight)

Broad range of support services

- Diverse incubation facilities, acceleration programs, and venture business support from major corporations currently in the phase of expansion
- Accompanying support by Kobe City Hall personnel and specialized coordinators for project realization and business partner matchmaking
- PMDA-offered regulatory science strategy consultation service available in Kobe



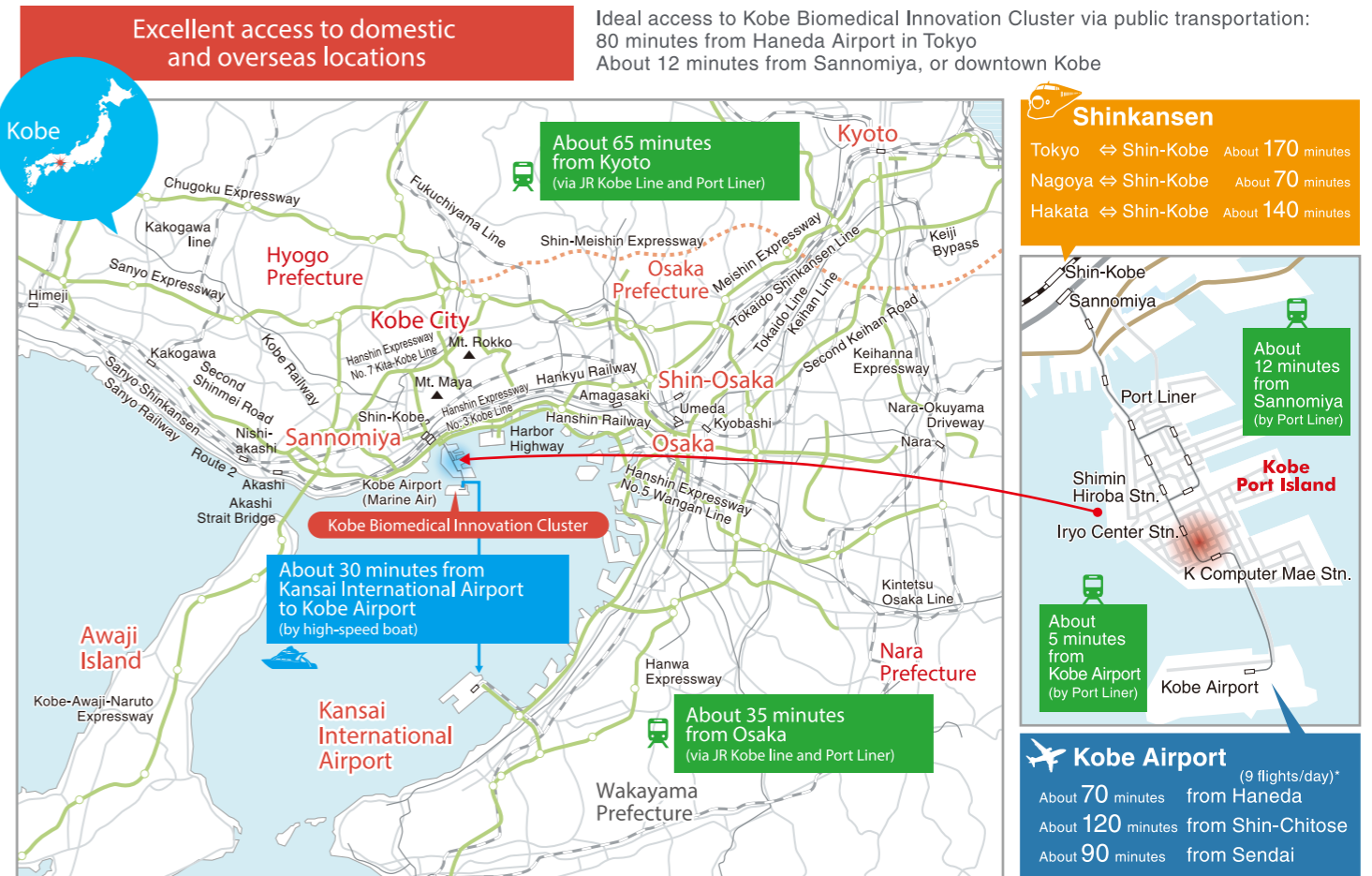
### Companies in the Cluster



List of foreign-affiliated companies

<b>USA</b> Nihon Medi-physics Co., Ltd., Bay bioscience Co., Ltd., Johnson & Johnson K.K., ZIMMER BIOMET, Simco Japan Inc., IQVIA Services Japan K.K., Double Helix International, Inc.	<b>Germany</b> Nippon Boehringer Ingelheim Co., Ltd., Siemens Japan K.K., Bayer Yakuhin, Ltd.
<b>Italy</b> Copan Japan	<b>Korea</b> Dexcowin Japan
<b>China</b> BGI JAPAN	<b>Belgium</b> IBP Inc., Materialise Japan K.K.
<b>Switzerland</b> SKAN JAPAN, K.K., Electrosuisse Japan	<b>UK</b> Spectris Co., Ltd., FREEMAN TECHNOLOGY LIMITED.

### Location



### Foundation for Biomedical Research and Innovation

As the pivotal organization of the KBIC, the Foundation for Biomedical Research and Innovation at Kobe (FBRI) envisions itself as Asia's premier biomedical cluster, promoting collaboration and integration among industrial, governmental, academic, and medical sectors, thereby giving birth to innovative technologies for healthcare.

**Research division**

**Institute of Biomedical Research and Innovation**  
Creation of new "seeds" of healthcare centering around clinical immunology, aging mechanism, and regenerative medicine

**Practical promotion division**

**Translational Research Center for Medical Innovation** | **Research & Development Center for Cell Therapy**  
Support for the development of new healthcare seeds in and outside Japan centering on the FBRI's R&D seeds | Harmonization with international standards of Kobe-origin regenerative medicine through the development of next-generation cell culture systems and other means

**Cooperate/commercialize promotion division**

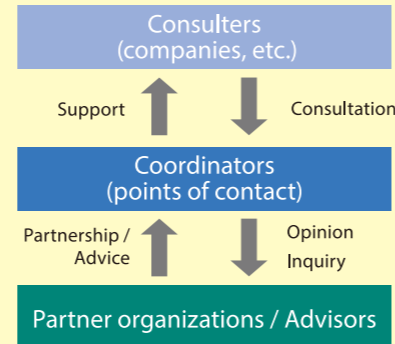
**Center for Cluster Development and Coordination ~KBIC's "conierge"~**  
One-stop service center offering seamless assistance and forming an integrated support system covering medical devices, drug discovery and regenerative medicine, and healthcare; and meeting a broad range of needs, including research seeds exploration, IP management, sales channel development, and consultation at the PMDA Cooperation Center for Regulatory Science Strategy Consultation

President Tasuku Honjo, M.D.

## Support for industrialization

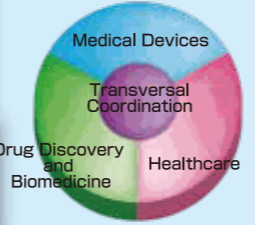
Our Coordinators are ready to receive a broad range of inquiries concerning R&D or commercialization in respective fields and provide integrated accompaniment and follow-up. Companies and research institutions working on commercialization projects with their R&D seeds will enjoy powerful support from the KBIC in the form of referrals to relevant hospitals, research centers and other facilities and organizations, match-making with potential business partners, and so forth. Furthermore, commercialization support programs directly associated with healthcare and nursing facilities will be further expanded in the future.

- KBIC Liaison Office
- Support Platform for Medical Device Commercialization
- PMDA Cooperation Center for Regulatory Science Strategy Consultation
- Hyogo Kobe Robot Development Supporting Office for nursing/healthcare purposes
- Medical device development consortium's study meetings, and meetings on innovative program needs in Kobe's healthcare settings
- Association with nursing facilities (for sharing of problems, personal exchange of opinions, facility tours, etc.)



## Center for Cluster Development and Coordination ~KBIC's concierge~

Director	Business Project Support	Medical Devices
Drug Discovery and Biomedicine		Healthcare
Transversal Coordination		Science Communicator



KBIC Liaison Office

PMDA Cooperation Center for Regulatory Science Strategy Consultation

The Hyogo Institute of Assistive Technology

Kodo Keisan Kagaku Kenkyu Shien Center (Advanced Computer Science Research Support Center)

## Expanding Business Network

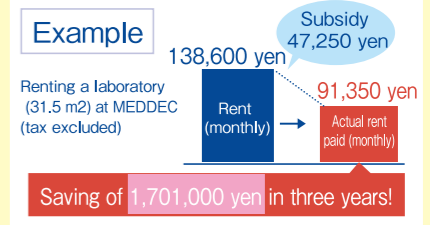
Study meetings are held on themes related to respective fields, while researchers and companies located at the KBIC present their projects at Cluster gatherings. Potential business partners can be found at such functions.

- Cluster gatherings, Open Innovation Café
- Regenerative medicine study meetings, drug discovery forum
- Simulation school, step-up seminars



## Incentives for setting up your business at the KBIC

- 1. Subsidy for office/laboratory rent (not applicable to large-scale companies)**  
Up to 50% of the rent for three years (upper limits: 1,500 yen/m<sup>2</sup>, 2 million yen/year)
- 2. Discount on site purchase price**  
Up to 40-50% discount, depending on site category, investment sum, number of employees, percentage of green spaces, etc.
- 3. Tax breaks**
  - Fixed asset tax, city planning tax (municipal): Up to 90% cut for five years
  - Business establishment tax (municipal): Up to 90% cut for five years (with conditions to be met concerning size of land acquired, investment sum, etc.)
  - Real estate acquisition tax (prefectural): 50% cut (up to 200 million yen for land/building)
  - Corporate business tax (prefectural): 1/3 cut for five years (with conditions to be met concerning investment sum, number of employees newly recruited from local residents on a full-time employment contract), etc.
- 4. Subsidy for corporate base relocation (head office, research center, etc.)**
  - Subsidy amounting to up to 4% of the building acquisition cost (upper limit: 20% of the corporate tax in the business year during which operation begins)
  - Employment subsidy (200,000 yen/person; upper limit: 10% of the corporate tax in the applicable business year)
- 5. Special zone**
  - Relaxing of regulations (applied and proposals considered), easing of interest rates, tax incentives, etc.



## Aids and subsidies for R&D support

**KBIC R&D grant**

- (1) For joint research/business projects: Up to 5 million yen
- (2) For young researchers (corporate researchers): Up to 2.5 million yen

"subsidy for development of practical realization of rehabilitation and nursing-care robots" (Up to 3 million yen)

"subsidy for demonstration and evaluation expenses of rehabilitation and nursing-care robots" (Up to 500,000 yen)

"Kobe support and assistance system for companies implementing new challenges"

## Holding joint exhibitions in domestic and overseas trade shows

Creating opportunities for exploring and expanding sales channels

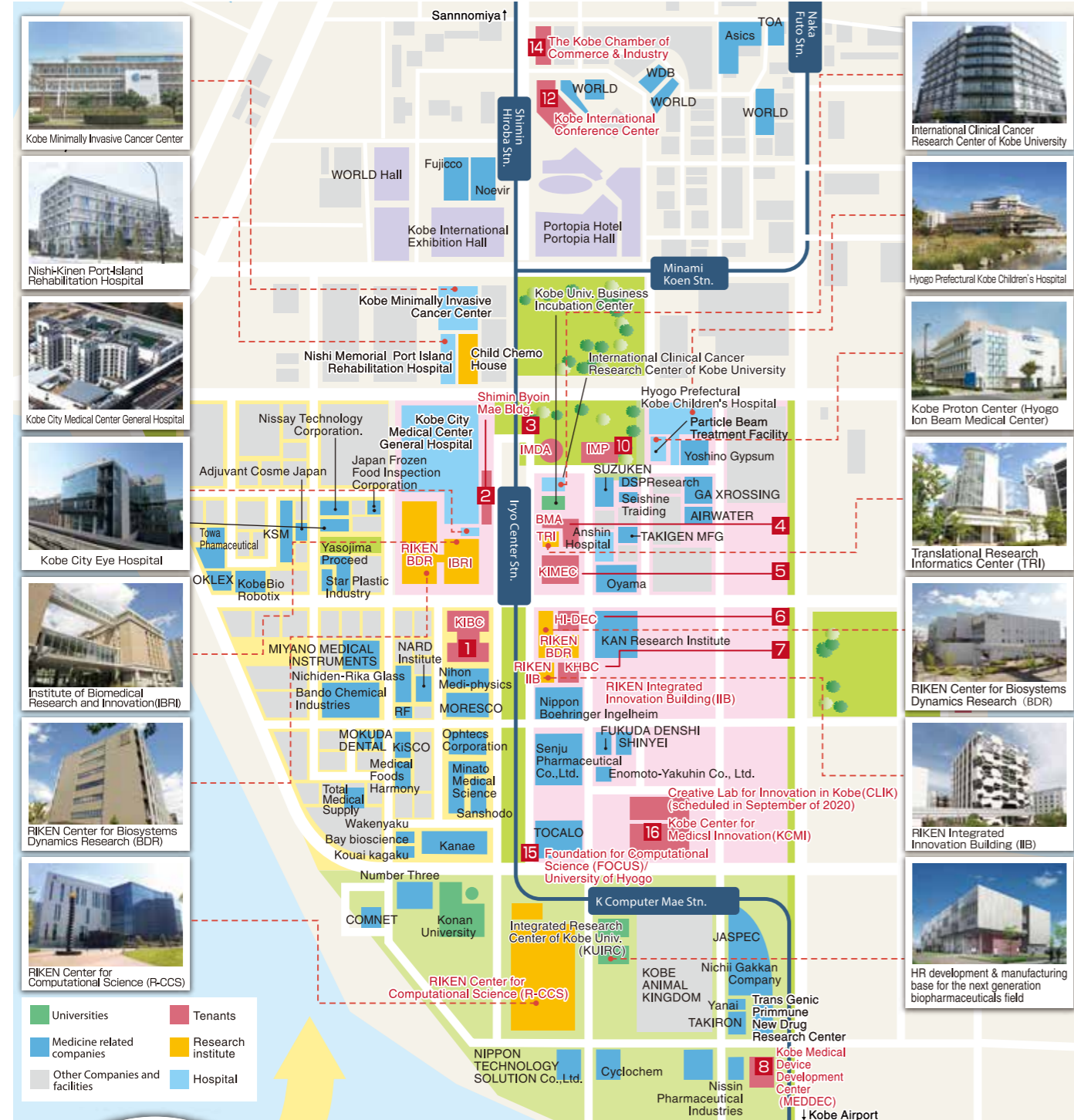
<b>Regenerative Medicine, BioPharma</b>	PharmaLab Japan Regenerative Medicine Expo
<b>Medical devices</b>	MedtecJapan Annual Meeting of the Japanese Orthopaedic Association MEDICA MEDICAL FAIR ASIA/THAILAND
<b>Nursing/rehabilitation robots, healthcare</b>	International Home Care & Rehabilitation Exhibition(HCR) CareTEX

## Venture businesses in focus and action

- Med Tech Grand Prix Kobe, acceleration program specifically designed for life science venture businesses
- Well-developed incubation facilities, including CoLaborator Kobe, MEDDEC, and HI-DEC
- Opening of a new incubation laboratory featuring joint-use equipment scheduled at the end of September 2020



# Central Area of Kobe Biomedical Innovation Cluster



	Site for business operation	Site for manufacturing factories	Site for research and cultural facilities
Main form of business	Research institutions, head/branch/field offices	Industrial	Research institutions, and plants and universities to which a research institution is attached
Purpose category	Commercial district	Industrial district or semi-industrial district (suitable for factories)	Semi-industrial district
Building to land ratio	80%	60%	60%
Plot ratio	400%	200%	200%
Minimum lot for sale or rent	1,000㎡	900㎡	2,000㎡
Sales price (per ㎡)	175,000 to 350,000 yen	128,400 to 214,000 yen	106,000 to 192,600 yen

● The maximum discount rate varies by the area.

\* The colors correspond to those in the above map.

## List of Buildings Available for Rent

\* All buildings have parking lots and conference rooms.

**Kobe International Business Center (KIBC) 1**

Office	Lab	Sharable equipment	Rooms for SOHO
○	○	○	○

Rental rate (monthly price excluding tax)  
 Office: 3,200 yen/㎡  
 Lab: 2,300 to 2,500 yen/㎡  
 Common service fee: 800 yen/㎡

**Shimin Byoin Mae Building 2**

Office	Lab	Sharable equipment	Rooms for SOHO
○	○	○	○

Rental rate (monthly price excluding tax)  
 Office and Lab: 3,000 yen/㎡  
 Common service fee: 1,000 yen/㎡

**International Medical device Alliance (IMDA) 3**

Office	Lab	Sharable equipment	Rooms for SOHO
○	○	○	○

Rental rate (monthly price excluding tax)  
 Lab: 3,000 to 4,200 yen/㎡  
 Common service fee: included

**Business Support Center for Biomedical Research Activities (BMA) 4**

Office	Lab	Sharable equipment	Rooms for SOHO
○	○	○ (MRI)	○

Facilities: Animal lab, RI lab and cell culture center  
 Rental rate (monthly price excluding tax)  
 Lab: 3,100 yen/㎡ CPC: 4,000 yen/㎡  
 Common service fee: 1,000 yen/㎡

**Kobe KIMEC Center Building (KIMEC) 5**

Office	Lab	Sharable equipment	Rooms for SOHO
○	○	○	○

Rental rate (monthly price excluding tax)  
 Office: 2,800 yen/㎡ Lab: 2,500 yen/㎡  
 Common service fee for office: 1,110 yen/㎡  
 Common service fee for lab: 930yen/㎡

**Kobe Healthcare Industry Development Center (HI-DEC) 6**

Office	Lab	Sharable equipment	Rooms for SOHO
○	○	○	○

Rental rate (monthly price excluding tax)  
 Lab: 4,400 yen/㎡  
 Common service fee: included

**Kobe Hybrid Business Center (KHBC) 7**

Office	Lab	Sharable equipment	Rooms for SOHO
○	○	○	○

Rental rate (monthly price excluding tax)  
 Lab: 4,400 yen/㎡  
 Common service fee: included

**Kobe Medical Device Development Center (MEDDEC) 8**

Office	Lab	Sharable equipment	Rooms for SOHO
○	○	○ (operation room MRI)	○

Facilities: Animal lab  
 Rental rate (monthly price excluding tax)  
 Lab: 4,400 yen/㎡  
 Common service fee: included

**Kobe Incubation Office (KIO) 9**

Office	Lab	Sharable equipment	Rooms for SOHO
○	○	○	○

Rental rate (monthly price excluding tax)  
 Office: 2,200 to 3,300 yen/㎡  
 Common service fee: 600 yen/㎡

**International Medical Plaza (IMP) 10**

Office	Lab	Sharable equipment	Rooms for SOHO
○	○	○	○

Rental rate (monthly price excluding tax)  
 3,800 yen/㎡  
 Common service fee: included

**Port Island Building Port Island (Phase I) 11**

Office	Lab	Sharable equipment	Rooms for SOHO
○	○	○	○

Rental rate (monthly price excluding tax)  
 Office: 2,400 yen/㎡  
 Common service fee: 970 yen/㎡

**Kobe International Conference Center Port Island (Phase I) 12**

Office	Lab	Sharable equipment	Rooms for SOHO
○	○	○	○

Rental rate (monthly price excluding tax)  
 Office: 2,600 yen/㎡ Common service fee: 1,200 yen/㎡

**Kita Futo Building Port Island (Phase I) 13**

Office	Lab	Sharable equipment	Rooms for SOHO
○	○	○	○

Rental rate (monthly price excluding tax)  
 Office: 2,600 yen/㎡ Common service fee: 740 yen/㎡

**The Kobe Chamber of Commerce and Industry 14**

Office	Lab	Sharable equipment	Rooms for SOHO
○	○	○	○

Rental rate (monthly price excluding tax)  
 Office: 3,100 yen/㎡ Common service fee: 1,380 yen/㎡

**Computational Science Research Support Center 15**

Office	Lab	Sharable equipment	Rooms for SOHO
○	○	○	○

Rental rate (monthly price excluding tax)  
 Lab: 3,600 yen/㎡  
 Office: 180,000 yen~240,000 yen/room

**Kobe Center for Medical Innovation (KCMi) 16**

Office	Lab	Sharable equipment	Rooms for SOHO
○	○	○	○

Rental rate (monthly price excluding tax)  
 Lab: 3,600 yen/㎡  
 CPC: 4,200 yen/㎡  
 Common service fee: 1,000 yen/㎡

**Creative Lab for Innovation in Kobe (CLiK) 17 NEW**

Office	Lab	Sharable equipment	Rooms for SOHO
○	○	○ (Under planning)	○

Opening scheduled for end of September 2020